

**CERTIFICATION OF  
COUNTY CLERK/REGISTRAR OF VOTERS OF THE  
RESULTS OF THE CANVASS  
OF THE NOVEMBER 3, 2020,  
GENERAL ELECTION**


STATE OF CALIFORNIA

COUNTY OF MARIN

} ss.

I, LYNDA ROBERTS, County Clerk/Registrar of Voters of County of MARIN, do hereby certify that, in pursuance of the provisions of Elections Code section 15300, et seq., I did canvass the results of the votes cast in the General Election held in said County on November 3, 2020, for measures and contests that were submitted to the vote of the voters, and that the Statement of Votes Cast, to which this certificate is attached is full, true, and correct.

I hereby set my hand and official seal this 2nd day of Dec., 2020, at the County of MARIN



County Clerk/Registrar of Voters  
County of MARIN  
State of California

**HELP AMERICA VOTE ACT OF 2002  
CERTIFICATION OF ELECTIONS OFFICIAL**

STATE OF CALIFORNIA


COUNTY OF MARIN

} ss.

Pursuant to the statewide voter registration list requirements set forth in the Help America Vote Act of 2002 (HAVA) 52 U.S.C. § 21083),

I, LYNDA ROBERTS, County Clerk/Registrar of Voters for the County of MARIN, State of California, hereby certify that I complied with all provisions of Chapter 2 of Division 7 of Title 2 of the California Code of Regulations for the Federal election held on the 3<sup>rd</sup> day of November 2020, in the County of MARIN, State of California and all elections consolidated therewith.

I hereby set my hand and official seal this 2nd day of Dec., 2020, at the County of MARIN



*Lynda Roberts*

\_\_\_\_\_  
County Clerk/Registrar of Voters  
County of MARIN  
State of California

# ELECTIONS DEPARTMENT

Providing a responsive, transparent, and professional approach to conducting elections.

Lynda Roberts  
REGISTRAR OF VOTERS

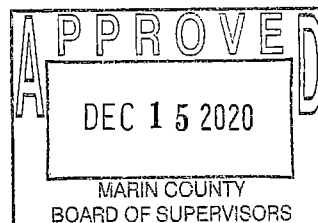
Melvin Briones  
ASSISTANT REGISTRAR OF  
VOTERS

PO Box E  
San Rafael, CA 94913

Marin County Civic Center  
3501 Civic Center Drive  
Suite 121  
San Rafael, CA 94903  
415 473 6456 T  
415 473 6447 F  
415 473 6899 TTY  
www.marinvotes.org  
elections@marincounty.org

December 15, 2020

Marin County Board of Supervisors  
3501 Civic Center Drive  
San Rafael, CA 94903



**SUBJECT:** Canvass of Votes for the November 3, 2020 General Election

Dear Board Members:


**RECOMMENDATION:** Accept the Canvass of Votes for the November 3, 2020 General Election and declare the results of the contests over which the Board has jurisdiction.

**SUMMARY:** The requested action is pursuant to California Elections Code section 10411 and section 15400.

**FISCAL/STAFFING IMPACT:** Local jurisdictions will reimburse the County for election costs.

**REVIEWED BY:** [ ] Department of Finance [ X ] N/A  
[ ] County Counsel [ X ] N/A  
[ ] Human Resources [ X ] N/A

**SIGNATURE:**

  
Lynda Roberts  
Registrar of Voters

Call


# CERTIFICATE OF ELECTION

*I, Lynda Roberts, the Registrar of Voters for the County of Marin,  
of the State of California, do hereby certify the canvass and statement of the  
votes cast in the Presidential General Election, held on November 3, 2020.*

*The results of said canvass are detailed in the Statement of Votes,  
filed and retained with the Marin County Elections Department.*

*The Official Final Results summary is provided herewith.*

*IN WITNESS WHEREOF, I have hereunto set my hand and  
affixed my official seal on this the 2nd day of December, 2020.*



*s/ Lynda Roberts*  
County of Marin, Registrar of Voters

Final

**MARIN COUNTY ELECTIONS DEPARTMENT**  
**GENERAL ELECTION, NOVEMBER 3, 2020**  
**Official Final Election Results**

Precincts Reported: 112 of 112 (100.00%)

Voters Cast: 158,103 of 175,220 (90.23%)

Cards Cast: 158,103

**President and Vice President (Vote for 1)**

Precincts Reported: 112 of 112 (100.00%)

Times Cast	Polls	Vote by Mail	Total		
	12,340	145,763	158,103 / 175,220	90.23%	
Candidate	Party	Polls	Vote by Mail	Total	
JOSEPH R. BIDEN	DEM	7,550	120,738	128,288	82.33%
DONALD J. TRUMP	REP	4,249	20,363	24,612	15.79%
JO JORGENSEN	LIB	170	1,366	1,536	0.99%
HOWIE HAWKINS	GRN	78	646	724	0.46%
ROQUE "ROCKY" DE LA FUENTE GUERRA	AI	36	344	380	0.24%
GLORIA LA RIVA	PF	47	214	261	0.17%
<b>Total Votes</b>		<b>12,134</b>	<b>143,696</b>	<b>155,830</b>	
		Polls	Vote by Mail	Total	
BRIAN CARROLL	WRITE-IN	1	10	11	0.01%
JESSE VENTURA	WRITE-IN	3	6	9	0.01%
MARK CHARLES	WRITE-IN	0	6	6	0.00%
BROCK PIERCE	WRITE-IN	0	3	3	0.00%
JOSEPH KISHORE	WRITE-IN	0	0	0	0.00%

**United States Representative District 2 (Vote for 1)**

Precincts Reported: 112 of 112 (100.00%)

Times Cast	Polls	Vote by Mail	Total		
	12,340	145,763	158,103 / 175,220	90.23%	
Candidate	Party	Polls	Vote by Mail	Total	
JARED HUFFMAN	DEM	7,393	117,336	124,729	83.10%
DALE K. MENSING	REP	4,085	21,278	25,363	16.90%
<b>Total Votes</b>		<b>11,478</b>	<b>138,614</b>	<b>150,092</b>	

## Member of the State Assembly District 10 (Vote for 1)

Precincts Reported: 112 of 112 (100.00%)

		Polls	Vote by Mail	Total	
Times Cast		12,340	145,763	158,103 / 175,220	90.23%
Candidate	Party	Polls	Vote by Mail	Total	
MARC LEVINE	DEM	5,942	90,925	96,867	70.80%
VERONICA "RONI" JACOBI	DEM	3,816	36,126	39,942	29.20%
Total Votes		9,758	127,051	136,809	

## Marin County Board of Education Board of Education Member, Trustee Area 4 (Vote for 1)

Precincts Reported: 17 of 17 (100.00%)

		Polls	Vote by Mail	Total	
Times Cast		2,035	24,218	26,253 / 28,772	91.24%
Candidate	Party	Polls	Vote by Mail	Total	
FELICIA "FEL" AGRELIUS		827	10,664	11,491	57.86%
ROBERT K. GOLDMAN		621	7,748	8,369	42.14%
Total Votes		1,448	18,412	19,860	

## Marin Community College District Governing Board Member (Vote for 4)

Precincts Reported: 110 of 110 (100.00%)

		Polls	Vote by Mail	Total	
Times Cast		12,340	145,510	157,850 / 174,938	90.23%
Candidate	Party	Polls	Vote by Mail	Total	
PAUL DA SILVA		5,683	70,843	76,526	21.34%
STEPHANIE A. O'BRIEN		4,427	66,355	70,782	19.74%
PHILIP J. KRANENBURG		3,684	59,967	63,651	17.75%
EVA LONG		4,147	58,858	63,005	17.57%
STUART TANENBERG		3,630	55,945	59,575	16.61%
ROBBIE POWELSON		2,151	22,872	25,023	6.98%
Total Votes		23,722	334,840	358,562	

## Petaluma Joint Union High School District Governing Board Member (Vote for 2)

Precincts Reported: 2 of 2 (100.00%)

		Polls	Vote by Mail	Total	
Times Cast		0	253	253 / 282	89.72%
Candidate	Party	Polls	Vote by Mail	Total	
LINDA JUDAH		0	82	82	28.77%
SHELDON GEN		0	69	69	24.21%
CAROL STREET		0	68	68	23.86%
ELLEN WEBSTER		0	66	66	23.16%
Total Votes		0	285	285	

## San Rafael Board of Education Governing Board Member, Trustee Area 1 (Vote for 1)

Precincts Reported: 5 of 5 (100.00%)

		Polls	Vote by Mail	Total	
Times Cast		461	8,181	8,642 / 9,590 90.11%	
Candidate	Party	Polls	Vote by Mail	Total	
GINA DALY		184	3,703	3,887 56.02%	
SAMANTHA RAMIREZ		153	2,898	3,051 43.98%	
Total Votes		337	6,601	6,938	

## Tamalpais Union High School District Governing Board Member (Vote for 2)

Precincts Reported: 57 of 57 (100.00%)

		Polls	Vote by Mail	Total	
Times Cast		6,563	74,219	80,782 / 88,756 91.02%	
Candidate	Party	Polls	Vote by Mail	Total	
LESLIE J. HARLANDER		1,844	28,437	30,281 29.48%	
KAREN K. LOEBBAKA		1,771	25,922	27,693 26.96%	
BRANDON JOHNSON		1,362	15,493	16,855 16.41%	
TIFFANY M. MCELROY		1,459	14,598	16,057 15.63%	
MANDY DOWNING		1,142	10,684	11,826 11.51%	
Total Votes		7,578	95,134	102,712	

## Mill Valley School District Governing Board Member (Vote for 2)

Precincts Reported: 14 of 14 (100.00%)

		Polls	Vote by Mail	Total	
Times Cast		1,591	20,159	21,750 / 23,753 91.57%	
Candidate	Party	Polls	Vote by Mail	Total	
MICHELE CRNCICH HODGE		579	7,770	8,349 28.54%	
ELLI ABDOLI		552	7,494	8,046 27.51%	
JOAN HOTTENSTEIN		504	6,815	7,319 25.02%	
BOB JACOBS		373	5,164	5,537 18.93%	
Total Votes		2,008	27,243	29,251	

## Novato Unified School District Governing Board Member, Trustee Area 3 (Vote for 1)

Precincts Reported: 3 of 3 (100.00%)

		Polls	Vote by Mail	Total	
Times Cast		416	3,510	3,926 / 4,732 82.97%	
Candidate	Party	Polls	Vote by Mail	Total	
JULIE JACOBSON		168	1,562	1,730 55.56%	
DESMOND FAMBRINI		131	1,253	1,384 44.44%	
Total Votes		299	2,815	3,114	

## Reed Union School District Governing Board Member (Vote for 2)

Precincts Reported: 8 of 8 (100.00%)

Times Cast		Polls	Vote by Mail	Total	
		765	8,768	9,533 / 10,510	90.70%
Candidate	Party	Polls	Vote by Mail	Total	
LIZ EDISON WEBB		328	4,156	4,484	37.32%
JACQUELINE JAFFEE		255	3,664	3,919	32.62%
CHARLES HORN BROOK		229	2,345	2,574	21.42%
DAN EMERSON		123	915	1,038	8.64%
Total Votes		935	11,080	12,015	

## Sausalito Marin City School District Governing Board Member (Vote for 2)

Precincts Reported: 5 of 5 (100.00%)

Times Cast		Polls	Vote by Mail	Total	
		818	6,878	7,696 / 8,748	87.97%
Candidate	Party	Polls	Vote by Mail	Total	
ALENA MAUNDER		313	2,914	3,227	30.81%
LISA BENNETT		261	2,385	2,646	25.26%
YASMINE MCGRANE		265	2,070	2,335	22.29%
JENNIFER CONWAY		230	2,037	2,267	21.64%
Total Votes		1,069	9,406	10,475	

## City of Belvedere City Council Member (Vote for 3)

Precincts Reported: 1 of 1 (100.00%)

Times Cast		Polls	Vote by Mail	Total	
		129	1,307	1,436 / 1,591	90.26%
Candidate	Party	Polls	Vote by Mail	Total	
STEVE BLOCK		73	812	885	28.99%
NANCY KEMNITZER		66	813	879	28.79%
JAMES K. LYNCH		69	710	779	25.52%
CHELSEA SCHLUNT		47	463	510	16.70%
Total Votes		255	2,798	3,053	



**Town of Fairfax Town Council Member (Vote for 3)**

Precincts Reported: 2 of 2 (100.00%)

		Polls	Vote by Mail	Total	
Times Cast		475	5,010	5,485 / 6,054	90.60%
Candidate	Party	Polls	Vote by Mail	Total	
CHANCE CUTRANO		247	3,073	3,320	27.78%
BARBARA COLER		175	2,739	2,914	24.38%
BRUCE ACKERMAN		185	2,092	2,277	19.05%
JOHN REED		151	1,814	1,965	16.44%
JOE MCGARRY		149	1,325	1,474	12.33%
Total Votes		907	11,043	11,950	

**Town of San Anselmo Town Council Member (Vote for 3)**

Precincts Reported: 3 of 3 (100.00%)

		Polls	Vote by Mail	Total	
Times Cast		762	8,106	8,868 / 9,649	91.91%
Candidate	Party	Polls	Vote by Mail	Total	
BRIAN COLBERT		389	4,588	4,977	24.85%
ALEXIS N FINEMAN		331	4,437	4,768	23.81%
EILEEN BURKE		344	3,471	3,815	19.05%
JOHN WRIGHT		258	2,983	3,241	16.18%
ANN POLITZER		305	2,923	3,228	16.12%
Total Votes		1,627	18,402	20,029	

**City of San Rafael Council District 1 (Vote for 1)**

Precincts Reported: 4 of 4 (100.00%)

		Polls	Vote by Mail	Total	
Times Cast		259	2,522	2,781 / 3,430	81.08%
Candidate	Party	Polls	Vote by Mail	Total	
MAIKA LLORENS GULATI		160	1,800	1,960	100.00%
Total Votes		160	1,800	1,960	

**City of San Rafael Council District 4 (Vote for 1)**

Precincts Reported: 6 of 6 (100.00%)

		Polls	Vote by Mail	Total	
Times Cast		563	8,766	9,329 / 10,412	89.60%
Candidate	Party	Polls	Vote by Mail	Total	
RACHEL KERTZ		179	3,180	3,359	44.10%
GREG KNELL		120	2,137	2,257	29.63%
JOHN A. GAMBLIN		119	1,882	2,001	26.27%
Total Votes		418	7,199	7,617	

## City of San Rafael Mayor (Vote for 1)

Precincts Reported: 22 of 22 (100.00%)

		Polls	Vote by Mail	Total	
Times Cast		2,060	27,976	30,036 / 33,774 88.93%	
Candidate	Party	Polls	Vote by Mail	Total	
KATE COLIN		1,277	21,293	22,570 86.27%	
MAHMOUD A. SHIRAZI		406	3,185	3,591 13.73%	
Total Votes		1,683	24,478	26,161	

## City of San Rafael City Attorney (Vote for 1)

Precincts Reported: 22 of 22 (100.00%)

		Polls	Vote by Mail	Total	
Times Cast		2,060	27,976	30,036 / 33,774 88.93%	
Candidate	Party	Polls	Vote by Mail	Total	
ROBERT F. EPSTEIN		1,175	18,958	20,133 100.00%	
Total Votes		1,175	18,958	20,133	

## City of San Rafael Clerk and Assessor (Vote for 1)

Precincts Reported: 22 of 22 (100.00%)

		Polls	Vote by Mail	Total	
Times Cast		2,060	27,976	30,036 / 33,774 88.93%	
Candidate	Party	Polls	Vote by Mail	Total	
LINDSAY LARA		1,172	18,853	20,025 100.00%	
Total Votes		1,172	18,853	20,025	

## City of Sausalito City Council Member (Vote for 3)

Precincts Reported: 2 of 2 (100.00%)

		Polls	Vote by Mail	Total	
Times Cast		519	4,934	5,453 / 6,046 90.19%	
Candidate	Party	Polls	Vote by Mail	Total	
JANELLE KELLMAN		238	2,767	3,005 25.67%	
MELISSA BLAUSTEIN		233	2,427	2,660 22.72%	
IAN SOBIESKI		202	1,675	1,877 16.03%	
JOAN COX		152	1,724	1,876 16.02%	
AARON SINGER		130	1,117	1,247 10.65%	
VICKI NICHOLS		89	953	1,042 8.90%	
Total Votes		1,044	10,663	11,707	

**Muir Beach Community Services District Director (Vote for 2)**

Precincts Reported: 2 of 2 (100.00%)

		Polls	Vote by Mail	Total	
Times Cast		5	291	296 / 326	90.80%
Candidate	Party	Polls	Vote by Mail	Total	
DAVID H. TAYLOR		4	229	233	52.01%
PAUL JESCHKE		2	149	151	33.71%
MING HWANG		1	63	64	14.29%
Total Votes		7	441	448	

**Tamalpais Community Services District Director (Vote for 3)**

Precincts Reported: 3 of 3 (100.00%)

		Polls	Vote by Mail	Total	
Times Cast		390	3,982	4,372 / 4,729	92.45%
Candidate	Party	Polls	Vote by Mail	Total	
STEFFEN J. BARTSCHAT		162	2,126	2,288	29.42%
STEVEN M. LEVINE		157	2,126	2,283	29.35%
MATTHEW MCMAHON		168	1,960	2,128	27.36%
MARK TARPEY-SCHWED		103	976	1,079	13.87%
Total Votes		590	7,188	7,778	

**Marin Healthcare District Director (Vote for 2)**

Precincts Reported: 92 of 92 (100.00%)

		Polls	Vote by Mail	Total	
Times Cast		9,382	113,201	122,583 / 135,481	90.48%
Candidate	Party	Polls	Vote by Mail	Total	
EDWARD J. ALFREY		4,294	53,779	58,073	37.46%
ANN SPARKMAN		2,983	47,949	50,932	32.86%
HARRIS F "HANK" SIMMONDS		1,471	24,506	25,977	16.76%
MELISSA BRADLEY		2,185	17,853	20,038	12.93%
Total Votes		10,933	144,087	155,020	

**Marin Municipal Water District Division 2 (Vote for 1)**

Precincts Reported: 16 of 16 (100.00%)

		Polls	Vote by Mail	Total	
Times Cast		1,358	16,551	17,909 / 20,240	88.48%
Candidate	Party	Polls	Vote by Mail	Total	
MONTY SCHMITT		582	9,115	9,697	68.61%
MARK LUBAMERSKY		355	3,511	3,866	27.35%
CARSTEN S. ANDERSEN		89	481	570	4.03%
Total Votes		1,026	13,107	14,133	

**Marin Municipal Water District Division 5 (Vote for 1)**

Precincts Reported: 20 of 20 (100.00%)

		Polls	Vote by Mail	Total	
Times Cast		1,627	20,804	22,431 / 24,760	90.59%
Candidate	Party	Polls	Vote by Mail	Total	
LARRY RUSSELL		697	10,306	11,003	68.25%
CHRIS HOBBS		409	4,709	5,118	31.75%
Total Votes		1,106	15,015	16,121	

**Proposition 14 (Vote for 1)**

Precincts Reported: 112 of 112 (100.00%)

		Polls	Vote by Mail	Total	
Times Cast		12,340	145,763	158,103 / 175,220	90.23%
Candidate	Party	Polls	Vote by Mail	Total	
Yes		5,705	78,607	84,312	57.21%
No		5,752	57,300	63,052	42.79%
Total Votes		11,457	135,907	147,364	

**Proposition 15 (Vote for 1)**

Precincts Reported: 112 of 112 (100.00%)

		Polls	Vote by Mail	Total	
Times Cast		12,340	145,763	158,103 / 175,220	90.23%
Candidate	Party	Polls	Vote by Mail	Total	
Yes		5,769	86,936	92,705	61.48%
No		5,872	52,218	58,090	38.52%
Total Votes		11,641	139,154	150,795	

**Proposition 16 (Vote for 1)**

Precincts Reported: 112 of 112 (100.00%)

		Polls	Vote by Mail	Total	
Times Cast		12,340	145,763	158,103 / 175,220	90.23%
Candidate	Party	Polls	Vote by Mail	Total	
Yes		5,052	76,930	81,982	55.65%
No		6,361	58,971	65,332	44.35%
Total Votes		11,413	135,901	147,314	

**Proposition 17 (Vote for 1)**

Precincts Reported: 112 of 112 (100.00%)

		Polls	Vote by Mail	Total	
Times Cast		12,340	145,763	158,103 / 175,220	90.23%
Candidate	Party	Polls	Vote by Mail	Total	
Yes		7,292	105,001	112,293	74.52%
No		4,308	34,090	38,398	25.48%
Total Votes		11,600	139,091	150,691	

**Proposition 18 (Vote for 1)**

Precincts Reported: 112 of 112 (100.00%)

		Polls	Vote by Mail	Total	
Times Cast		12,340	145,763	158,103 / 175,220	90.23%
Candidate	Party	Polls	Vote by Mail	Total	
Yes		5,500	81,156	86,656	57.98%
No		6,076	56,735	62,811	42.02%
Total Votes		11,576	137,891	149,467	

**Proposition 19 (Vote for 1)**

Precincts Reported: 112 of 112 (100.00%)

		Polls	Vote by Mail	Total	
Times Cast		12,340	145,763	158,103 / 175,220	90.23%
Candidate	Party	Polls	Vote by Mail	Total	
Yes		5,558	75,468	81,026	55.14%
No		5,701	60,213	65,914	44.86%
Total Votes		11,259	135,681	146,940	

**Proposition 20 (Vote for 1)**

Precincts Reported: 112 of 112 (100.00%)

		Polls	Vote by Mail	Total	
Times Cast		12,340	145,763	158,103 / 175,220	90.23%
Candidate	Party	Polls	Vote by Mail	Total	
No		7,320	99,573	106,893	73.88%
Yes		3,911	33,876	37,787	26.12%
Total Votes		11,231	133,449	144,680	

**Proposition 21 (Vote for 1)**

Precincts Reported: 112 of 112 (100.00%)

		Polls	Vote by Mail	Total	
Times Cast		12,340	145,763	158,103 / 175,220 90.23%	
Candidate	Party	Polls	Vote by Mail	Total	
No		7,008	78,880	85,888	58.54%
Yes		4,306	56,522	60,828	41.46%
Total Votes		11,314	135,402	146,716	

**Proposition 22 (Vote for 1)**

Precincts Reported: 112 of 112 (100.00%)

		Polls	Vote by Mail	Total	
Times Cast		12,340	145,763	158,103 / 175,220 90.23%	
Candidate	Party	Polls	Vote by Mail	Total	
No		5,742	73,341	79,083	53.30%
Yes		5,772	63,518	69,290	46.70%
Total Votes		11,514	136,859	148,373	

**Proposition 23 (Vote for 1)**

Precincts Reported: 112 of 112 (100.00%)

		Polls	Vote by Mail	Total	
Times Cast		12,340	145,763	158,103 / 175,220 90.23%	
Candidate	Party	Polls	Vote by Mail	Total	
No		7,149	86,951	94,100	64.46%
Yes		4,096	47,781	51,877	35.54%
Total Votes		11,245	134,732	145,977	

**Proposition 24 (Vote for 1)**

Precincts Reported: 112 of 112 (100.00%)

		Polls	Vote by Mail	Total	
Times Cast		12,340	145,763	158,103 / 175,220 90.23%	
Candidate	Party	Polls	Vote by Mail	Total	
Yes		5,697	71,935	77,632	53.39%
No		5,565	62,213	67,778	46.61%
Total Votes		11,262	134,148	145,410	

**Proposition 25 (Vote for 1)**

Precincts Reported: 112 of 112 (100.00%)

		Polls	Vote by Mail	Total	
Times Cast		12,340	145,763	158,103 / 175,220	90.23%
Candidate	Party	Polls	Vote by Mail	Total	
Yes		5,554	83,663	89,217	61.35%
No		5,659	50,548	56,207	38.65%
Total Votes		11,213	134,211	145,424	

**Measure L Shoreline Unified School District (Vote for 1)**

Precincts Reported: 2 of 2 (100.00%)

		Polls	Vote by Mail	Total	
Times Cast		182	2,247	2,429 / 2,675	90.80%
Candidate	Party	Polls	Vote by Mail	Total	
Yes		113	1,582	1,695	82.24%
No		21	345	366	17.76%
Total Votes		134	1,927	2,061	

**Measure M Tamalpais Union High School District (Vote for 1)**

Precincts Reported: 57 of 57 (100.00%)

		Polls	Vote by Mail	Total	
Times Cast		6,563	74,219	80,782 / 88,756	91.02%
Candidate	Party	Polls	Vote by Mail	Total	
Yes		3,677	48,145	51,822	73.63%
No		1,920	16,644	18,564	26.37%
Total Votes		5,597	64,789	70,386	

**Bond Measure P Sausalito Marin City School District (Vote for 1)**

Precincts Reported: 5 of 5 (100.00%)

		Polls	Vote by Mail	Total	
Times Cast		818	6,878	7,696 / 8,748	87.97%
Candidate	Party	Polls	Vote by Mail	Total	
Bonds Yes		500	4,524	5,024	73.83%
Bonds No		201	1,580	1,781	26.17%
Total Votes		701	6,104	6,805	

**Measure Q City of Novato (Vote for 1)**

Precincts Reported: 13 of 13 (100.00%)

		Polls	Vote by Mail	Total	
Times Cast		2,573	27,906	30,479 / 34,205	89.11%
Candidate	Party	Polls	Vote by Mail	Total	
Yes		1,362	19,111	20,473	76.35%
No		804	5,539	6,343	23.65%
Total Votes		2,166	24,650	26,816	

**Measure R City of San Rafael (Vote for 1)**

Precincts Reported: 22 of 22 (100.00%)

		Polls	Vote by Mail	Total	
Times Cast		2,060	27,976	30,036 / 33,774	88.93%
Candidate	Party	Polls	Vote by Mail	Total	
Yes		922	15,294	16,216	61.66%
No		779	9,306	10,085	38.34%
Total Votes		1,701	24,600	26,301	